



Dashwood Hall 2015

Presented by an informal group, concerned
as to the future of the Community Hall

<http://dashwoodcommunitybulletin.yolasite.com/>

Work in progress

This evening is a work in progress as the steering committee approaches a meeting with the 'RDN -Parks and Open Spaces' Committee to present its' findings.

- A handout summarizing tonight's presentation is available at*

Work in progress

This presentation is a 'guided discussion'

- Please feel free to comment as we proceed.*

Steering Committee Members

Anne Batham
Jeanette Domes
Hazel Foster
Frank Gibbons
Bill Petten
Barb Petten
Andy Pickard
Donna Reed

Being aware of the possibility that the hall would be demolished, the committee sought to determine:

Is there a need for a hall in this community?

How might a hall be more effectively used?

As a resident, are you willing to assist in the hall's renovation, maintenance and, possibly, contribute to the financing?

Over several weeks the committee discussed options, then:

- Distributed a survey by email which proved ineffective
- Distributed and collected a house by house checklist survey for a 35% return rate
- Judged that this was sufficient to proceed to this public presentation

Resulting in:

	Yes		No		Maybe		No Entry	
HALL IMPORTANT TO HAVE	54	85.71%	0	0.00%	2	3.17%	7	11.11%
1 Emergency response	52	82.54%	3	4.76%	1	1.59%	7	11.11%
2 Community events	53	84.13%	3	4.76%	0	0.00%	7	11.11%
3 Bathroom facilities for Park	36	57.14%	13	20.63%	4	6.35%	10	15.87%
4 Rental for events	49	77.78%	6	9.52%	0	0.00%	8	12.70%
INTERESTED IN HALL	50	79.37%	5	7.94%	0	0.00%	8	12.70%
USING HALL NOW?	36	57.14%	18	28.57%	0	0.00%	9	14.29%
WOULD YOU USE NEW HALL	31	49.21%	6	9.52%	5	7.94%	21	33.33%
VOLUNTEERING								
1 Construction – trade/business or skill	10	15.87%	9	14.29%	1	1.59%	43	68.25%
2 General labour	26	41.27%	7	11.11%	2	3.17%	28	44.44%
3 Seeking Grants/ etc	17	26.98%	7	11.11%	5	7.94%	34	53.97%
4 Fundraising	27	42.86%	8	12.70%	2	3.17%	26	41.27%
FINANCIAL DONATION	17	26.98%	16	25.40%	6	9.52%	24	38.10%
BUILDING OPTIONS								
1 Renovating	17	26.98%	11	17.46%	10	15.87%	25	39.68%
2 Building New	8	12.70%	8	12.70%	13	20.63%	34	53.97%
3 Pre built unit	12	19.05%	8	12.70%	14	22.22%	29	46.03%
4 Engineered steel unit	14	22.22%	5	7.94%	6	9.52%	38	60.32%
5 Picnic/BBQ area with facilities	12	19.05%	12	19.05%	9	14.29%	30	47.62%

6	Yes		No		Maybe		No Entry	
HALL IMPORTANT TO HAVE	54	85.71%	0	0.00%	2	3.17%	7	11.11%
1 Emergency response	52	82.54%	9	4.76%	1	1.59%	7	11.11%
2 Community events	53	84.13%	3	4.76%	0	0.00%	7	11.11%
3 Bathroom facilities for Park	36	57.14%	13	20.63%	4	6.35%	10	15.87%
4 Rental for events	49	77.78%	6	9.52%	0	0.00%	8	12.70%
INTERESTED IN HALL	50	79.37%	5	7.94%	0	0.00%	8	12.70%
USING HALL NOW?	36	57.14%	18	28.57%	0	0.00%	9	14.29%
WOULD YOU USE NEW HALL	31	49.21%	6	9.52%	5	7.94%	21	33.33%
VOLUNTEERING								
1 Construction – trade/business or skill	10	15.87%	9	14.29%	1	1.59%	43	68.25%
2 General labour	26	41.27%	7	11.11%	2	3.17%	28	44.44%
3 Seeking Grants/ etc	17	26.98%	7	11.11%	5	7.94%	34	53.97%
4 Fundraising	27	42.86%	8	12.70%	2	3.17%	26	41.27%
FINANCIAL DONATION	17	26.98%	16	25.40%	6	9.52%	24	38.10%
BUILDING OPTIONS								
1 Renovating	17	26.98%	11	17.46%	10	15.87%	25	39.68%
2 Building New	8	12.70%	8	12.70%	13	20.63%	34	53.97%
3 Pre built unit	12	19.05%	8	12.70%	14	22.22%	29	46.03%
4 Engineered steel unit	14	22.22%	5	7.94%	6	9.52%	38	60.32%
5 Picnic/BBQ area with facilities	12	19.05%	12	19.05%	9	14.29%	30	47.62%

HALL IMPORTANT

85% support

7	Yes		No		Maybe		No Entry	
HALL IMPORTANT TO HAVE	54	85.71%	0	0.00%	2	3.17%	7	11.11%
1 Emergency response	52	82.54%	3	4.76%	1	1.59%	7	11.11%
2 Community events	53	84.13%	3	4.76%	0	0.00%	7	11.11%
3 Bathroom facilities for Park	36	57.14%	13	20.63%	4	6.35%	10	15.87%
4 Rental for events	49	77.78%	6	9.52%	0	0.00%	8	12.70%
INTERESTED IN HALL	50	79.37%	5	7.94%	0	0.00%	8	12.70%
USING HALL NOW?	36	57.14%	18	28.57%	0	0.00%	9	14.29%
WOULD YOU USE NEW HALL	31	49.21%	6	9.52%	5	7.94%	21	33.33%
VOLUNTEERING								
1 Construction – trade/business or skill	10	15.87%	9	14.29%	1	1.59%	43	68.25%
2 General labour	26	41.27%	7	11.11%	2	3.17%	28	44.44%
3 Seeking Grants/ etc	17	26.98%	7	11.11%	5	7.94%	34	53.97%
4 Fundraising	27	42.86%	8	12.70%	2	3.17%	26	41.27%
FINANCIAL DONATION	17	26.98%	16	25.40%	6	9.52%	24	38.10%
BUILDING OPTIONS								
1 Renovating	17	26.98%	11	17.46%	10	15.87%	25	39.68%
2 Building New	8	12.70%	8	12.70%	13	20.63%	34	53.97%
3 Pre built unit	12	19.05%	8	12.70%	14	22.22%	29	46.03%
4 Engineered steel unit	14	22.22%	5	7.94%	6	9.52%	38	60.32%
5 Picnic/BBQ area with facilities	12	19.05%	12	19.05%	9	14.29%	30	47.62%

Hall Uses

85% favour
community
events and
emergency
response

8	Yes		No		Maybe		No Entry	
HALL IMPORTANT TO HAVE	54	85.71%	0	0.00%	2	3.17%	7	11.11%
1 Emergency response	52	82.54%	3	4.76%	1	1.59%	7	11.11%
2 Community events	53	84.13%	3	4.76%	0	0.00%	7	11.11%
3 Bathroom facilities for Park	36	57.14%	13	20.63%	4	6.35%	10	15.87%
4 Rental for events	49	77.78%	6	9.52%	0	0.00%	8	12.70%
INTERESTED IN HALL	50	79.37%	5	7.94%	0	0.00%	8	12.70%
USING HALL NOW?	36	57.14%	18	28.57%	0	0.00%	9	14.29%
WOULD YOU USE NEW HALL	31	49.21%	6	9.52%	5	7.94%	21	33.33%
VOLUNTEERING								
1 Construction – trade/business or skill	10	15.87%	9	14.29%	1	1.59%	43	68.25%
2 General labour	26	41.27%	7	11.11%	2	3.17%	28	44.44%
3 Seeking Grants/ etc	17	26.98%	7	11.11%	5	7.94%	34	53.97%
4 Fundraising	27	42.86%	8	12.70%	2	3.17%	26	41.27%
FINANCIAL DONATION	17	26.98%	16	25.40%	6	9.52%	24	38.10%
BUILDING OPTIONS								
1 Renovating	17	26.98%	11	17.46%	10	15.87%	25	39.68%
2 Building New	8	12.70%	8	12.70%	13	20.63%	34	53.97%
3 Pre built unit	12	19.05%	8	12.70%	14	22.22%	29	46.03%
4 Engineered steel unit	14	22.22%	5	7.94%	6	9.52%	38	60.32%
5 Picnic/BBQ area with facilities	12	19.05%	12	19.05%	9	14.29%	30	47.62%

Want a hall in Park?

80% support


	Yes		No		Maybe		No Entry	
HALL IMPORTANT TO HAVE	54	85.71%	0	0.00%	2	3.17%	7	11.11%
1 Emergency response	52	82.54%	3	4.76%	1	1.59%	7	11.11%
2 Community events	53	84.13%	3	4.76%	0	0.00%	7	11.11%
3 Bathroom facilities for Park	36	57.14%	13	20.63%	4	6.35%	10	15.87%
4 Rental for events	49	77.78%	6	9.52%	0	0.00%	8	12.70%
INTERESTED IN HALL	50	79.37%	5	7.94%	0	0.00%	8	12.70%
USING HALL NOW?	36	57.14%	18	28.57%	0	0.00%	9	14.29%
WOULD YOU USE NEW HALL	31	49.21%	6	9.52%	5	7.94%	21	33.33%
VOLUNTEERING								
1 Construction – trade/business or skill	10	15.87%	9	14.29%	1	1.59%	43	68.25%
2 General labour	26	41.27%	7	11.11%	2	3.17%	28	44.44%
3 Seeking Grants/ etc	17	26.98%	7	11.11%	5	7.94%	34	53.97%
4 Fundraising	27	42.86%	8	12.70%	2	3.17%	26	41.27%
FINANCIAL DONATION	17	26.98%	16	25.40%	6	9.52%	24	38.10%
BUILDING OPTIONS								
1 Renovating	17	26.98%	11	17.46%	10	15.87%	25	39.68%
2 Building New	8	12.70%	8	12.70%	13	20.63%	34	53.97%
3 Pre built unit	12	19.05%	8	12.70%	14	22.22%	29	46.03%
4 Engineered steel unit	14	22.22%	5	7.94%	6	9.52%	38	60.32%
5 Picnic/BBQ area with facilities	12	19.05%	12	19.05%	9	14.29%	30	47.62%

57% use
Hall now

49% would
use a new
Hall

	Yes		No		Maybe		No Entry	
HALL IMPORTANT TO HAVE	54	85.71%	0	0.00%	2	3.17%	7	11.11%
1 Emergency response	52	82.54%	3	4.76%	1	1.59%	7	11.11%
2 Community events	53	84.13%	3	4.76%	0	0.00%	7	11.11%
3 Bathroom facilities for Park	36	57.14%	13	20.63%	4	6.35%	10	15.87%
4 Rental for events	49	77.78%	6	9.52%	0	0.00%	8	12.70%
INTERESTED IN HALL	50	79.37%	5	7.94%	0	0.00%	8	12.70%
USING HALL NOW?	36	57.14%	18	28.57%	0	0.00%	9	14.29%
WOULD YOU USE NEW HALL	31	49.21%	6	9.52%	5	7.94%	21	33.33%
VOLUNTEERING								
1 Construction – trade/business or skill	10	15.87%	11	17.29%	1	1.59%	42	68.25%
2 General labour	26	41.27%	7	11.11%	2	3.17%	28	44.44%
3 Seeking Grants/ etc	17	26.98%	7	11.11%	5	7.94%	34	53.97%
4 Fundraising	27	42.86%	8	12.70%	2	3.17%	26	41.27%
FINANCIAL DONATION	17	26.98%	16	25.40%	6	9.52%	24	38.10%
BUILDING OPTIONS								
1 Renovating	17	26.98%	11	17.46%	10	15.87%	25	39.68%
2 Building New	8	12.70%	8	12.70%	13	20.63%	34	53.97%
3 Pre built unit	12	19.05%	8	12.70%	14	22.22%	29	46.03%
4 Engineered steel unit	14	22.22%	5	7.94%	6	9.52%	38	60.32%
5 Picnic/BBQ area with facilities	12	19.05%	12	19.05%	9	14.29%	30	47.62%

10 (15%) people offered their trade skills



	Yes		No		Maybe		No Entry	
HALL IMPORTANT TO HAVE	54	85.71%	0	0.00%	2	3.17%	7	11.11%
1 Emergency response	52	82.54%	3	4.76%	1	1.59%	7	11.11%
2 Community events	53	84.13%	3	4.76%	0	0.00%	7	11.11%
3 Bathroom facilities for Park	36	57.14%	13	20.63%	4	6.35%	10	15.87%
4 Rental for events	49	77.78%	6	9.52%	0	0.00%	8	12.70%
INTERESTED IN HALL	50	79.37%	5	7.94%	0	0.00%	8	12.70%
USING HALL NOW?	36	57.14%	18	28.57%	0	0.00%	9	14.29%
WOULD YOU USE NEW HALL	31	49.21%	6	9.52%	5	7.94%	21	33.33%
VOLUNTEERING								
1 Construction – trade/business or skill	10	15.87%	9	14.29%	1	1.59%	43	68.25%
2 General labour	26	41.27%	11	17.46%	2	3.17%	28	44.44%
3 Seeking Grants/ etc	17	26.98%	7	11.11%	5	7.94%	34	53.97%
4 Fundraising	27	42.86%	8	12.70%	2	3.17%	26	41.27%
FINANCIAL DONATION	17	26.98%	16	25.40%	6	9.52%	24	38.10%
BUILDING OPTIONS								
1 Renovating	17	26.98%	11	17.46%	10	15.87%	25	39.68%
2 Building New	8	12.70%	8	12.70%	13	20.63%	34	53.97%
3 Pre built unit	12	19.05%	8	12.70%	14	22.22%	29	46.03%
4 Engineered steel unit	14	22.22%	5	7.94%	6	9.52%	38	60.32%
5 Picnic/BBQ area with facilities	12	19.05%	12	19.05%	9	14.29%	30	47.62%

26 (41%) offered
general labour skills

	Yes		No		Maybe		No Entry	
HALL IMPORTANT TO HAVE	54	85.71%	0	0.00%	2	3.17%	7	11.11%
1 Emergency response	52	82.54%	3	4.76%	1	1.59%	7	11.11%
2 Community events	53	84.13%	3	4.76%	0	0.00%	7	11.11%
3 Bathroom facilities for Park	36	57.14%	13	20.63%	4	6.35%	10	15.87%
4 Rental for events	49	77.78%	6	9.52%	0	0.00%	8	12.70%
INTERESTED IN HALL	50	79.37%	5	7.94%	0	0.00%	8	12.70%
USING HALL NOW?	36	57.14%	18	28.57%	0	0.00%	9	14.29%
WOULD YOU USE NEW HALL	31	49.21%	6	9.52%	5	7.94%	21	33.33%
VOLUNTEERING								
1 Construction – trade/business or skill	10	15.87%	9	14.29%	1	1.59%	43	68.25%
2 General labour	26	41.27%	7	11.11%	2	3.17%	28	44.44%
3 Seeking Grants/ etc	17	26.98%	11	17.46%	5	7.94%	24	38.10%
4 Fundraising	27	42.86%	8	12.70%	2	3.17%	26	41.27%
FINANCIAL DONATION	17	26.98%	16	25.40%	6	9.52%	24	38.10%
BUILDING OPTIONS								
1 Renovating	17	26.98%	11	17.46%	10	15.87%	25	39.68%
2 Building New	8	12.70%	8	12.70%	13	20.63%	34	53.97%
3 Pre built unit	12	19.05%	8	12.70%	14	22.22%	29	46.03%
4 Engineered steel unit	14	22.22%	5	7.94%	6	9.52%	38	60.32%
5 Picnic/BBQ area with facilities	12	19.05%	12	19.05%	9	14.29%	30	47.62%

17 (26%) offered to assist in seeking grants

	Yes		No		Maybe		No Entry	
HALL IMPORTANT TO HAVE	54	85.71%	0	0.00%	2	3.17%	7	11.11%
1 Emergency response	52	82.54%	3	4.76%	1	1.59%	7	11.11%
2 Community events	53	84.13%	3	4.76%	0	0.00%	7	11.11%
3 Bathroom facilities for Park	36	57.14%	13	20.63%	4	6.35%	10	15.87%
4 Rental for events	49	77.78%	6	9.52%	0	0.00%	8	12.70%
INTERESTED IN HALL	50	79.37%	5	7.94%	0	0.00%	8	12.70%
USING HALL NOW?	36	57.14%	18	28.57%	0	0.00%	9	14.29%
WOULD YOU USE NEW HALL	31	49.21%	6	9.52%	5	7.94%	21	33.33%
VOLUNTEERING								
1 Construction – trade/business or skill	10	15.87%	9	14.29%	1	1.59%	43	68.25%
2 General labour	26	41.27%	7	11.11%	2	3.17%	28	44.44%
3 Seeking Grants/ etc	17	26.98%	7	11.11%	5	7.94%	34	53.97%
4 Fundraising	27	42.86%	7	11.11%	2	3.17%	20	31.86%
FINANCIAL DONATION	17	26.98%	16	25.40%	6	9.52%	24	38.10%
BUILDING OPTIONS								
1 Renovating	17	26.98%	11	17.46%	10	15.87%	25	39.68%
2 Building New	8	12.70%	8	12.70%	13	20.63%	34	53.97%
3 Pre built unit	12	19.05%	8	12.70%	14	22.22%	29	46.03%
4 Engineered steel unit	14	22.22%	5	7.94%	6	9.52%	38	60.32%
5 Picnic/BBQ area with facilities	12	19.05%	12	19.05%	9	14.29%	30	47.62%

27 (43%) offered to help with fund raising events




	Yes		No		Maybe		No Entry	
HALL IMPORTANT TO HAVE	54	85.71%	0	0.00%	2	3.17%	7	11.11%
1 Emergency response	52	82.54%	3	4.76%	1	1.59%	7	11.11%
2 Community events	53	84.13%	3	4.76%	0	0.00%	7	11.11%
3 Bathroom facilities for Park	36	57.14%	13	20.63%	4	6.35%	10	15.87%
4 Rental for events	49	77.78%	6	9.52%	0	0.00%	8	12.70%
INTERESTED IN HALL	50	79.37%	5	7.94%	0	0.00%	8	12.70%
USING HALL NOW?	36	57.14%	18	28.57%	0	0.00%	9	14.29%
WOULD YOU USE NEW HALL	31	49.21%	6	9.52%	5	7.94%	21	33.33%
VOLUNTEERING								
1 Construction – trade/business or skill	10	15.87%	9	14.29%	1	1.59%	43	68.25%
2 General labour	26	41.27%	7	11.11%	2	3.17%	28	44.44%
3 Seeking Grants/ etc	17	26.98%	7	11.11%	5	7.94%	34	53.97%
4 Fundraising	27	42.86%	8	12.70%	2	3.17%	26	41.27%
FINANCIAL DONATION	17	26.98%	6	9.52%	0	0.00%	24	36.40%
BUILDING OPTIONS								
1 Renovating	17	26.98%	11	17.46%	10	15.87%	25	39.68%
2 Building New	8	12.70%	8	12.70%	13	20.63%	34	53.97%
3 Pre built unit	12	19.05%	8	12.70%	14	22.22%	29	46.03%
4 Engineered steel unit	14	22.22%	5	7.94%	6	9.52%	38	60.32%
5 Picnic/BBQ area with facilities	12	19.05%	12	19.05%	9	14.29%	30	47.62%

And 17 (27%) even said they may be willing to make cash donations !

What kind of building ?

	Yes		No		Maybe		No Entry	
HALL IMPORTANT TO HAVE	54	85.71%	0	0.00%	2	3.17%	7	11.11%
1 Emergency response	52	82.54%	3	4.76%	1	1.59%	7	11.11%
2 Community events	53	84.13%	3	4.76%	0	0.00%	7	11.11%
3 Bathroom facilities for Park	36	57.14%	13	20.63%	4	6.35%	10	15.87%
4 Rental for events	49	77.78%	6	9.52%	0	0.00%	8	12.70%
INTERESTED IN HALL	50	79.37%	5	7.94%	0	0.00%	8	12.70%
USING HALL NOW?	36	57.14%	18	28.57%	0	0.00%	9	14.29%
WOULD YOU USE NEW HALL	31	49.21%	6	9.52%	5	7.94%	21	33.33%
VOLUNTEERING								
1 Construction – trade/business or skill	10	15.87%	9	14.29%	1	1.59%	43	68.25%
2 General labour	26	41.27%	7	11.11%	2	3.17%	28	44.44%
3 Seeking Grants/ etc	17	26.98%	7	11.11%	5	7.94%	34	53.97%
4 Fundraising	27	42.86%	8	12.70%	2	3.17%	26	41.27%
FINANCIAL DONATION	17	26.98%	16	25.40%	6	9.52%	24	38.10%
BUILDING OPTIONS								
1 Renovating	17	26.98%	17	27.18%	10	15.87%	25	39.88%
2 Building New	8	12.70%	8	12.70%	13	20.63%	34	53.97%
3 Pre built unit	12	19.05%	8	12.70%	14	22.22%	29	46.03%
4 Engineered steel unit	14	22.22%	5	7.94%	6	9.52%	38	60.32%
5 Picnic/BBQ area with facilities	12	19.05%	12	19.05%	9	14.29%	30	47.62%

17 (27%) felt that we should renovate the existing building




The steering committee has NOT detailed costs for any of the options displayed in the next several slides.

Any dollar amount shown are 'ballpark' estimates which require considerable follow up should we decide, after consultation with RDN, to proceed

What kind of building ?

	Yes		No		Maybe		No Entry	
HALL IMPORTANT TO HAVE	54	85.71%	0	0.00%	2	3.17%	7	11.11%
1 Emergency response	52	82.54%	3	4.76%	1	1.59%	7	11.11%
2 Community events	53	84.13%	3	4.76%	0	0.00%	7	11.11%
3 Bathroom facilities for Park	36	57.14%	13	20.63%	4	6.35%	10	15.87%
4 Rental for events	49	77.78%	6	9.52%	0	0.00%	8	12.70%
INTERESTED IN HALL	50	79.37%	5	7.94%	0	0.00%	8	12.70%
USING HALL NOW?	36	57.14%	18	28.57%	0	0.00%	9	14.29%
WOULD YOU USE NEW HALL	31	49.21%	6	9.52%	5	7.94%	21	33.33%
VOLUNTEERING								
1 Construction – trade/business or skill	10	15.87%	9	14.29%	1	1.59%	43	68.25%
2 General labour	26	41.27%	7	11.11%	2	3.17%	28	44.44%
3 Seeking Grants/ etc	17	26.98%	7	11.11%	5	7.94%	34	53.97%
4 Fundraising	27	42.86%	8	12.70%	2	3.17%	26	41.27%
FINANCIAL DONATION	17	26.98%	16	25.40%	6	9.52%	24	38.10%
BUILDING OPTIONS								
1 Renovating	17	26.98%	17	27.18%	10	15.87%	25	39.80%
2 Building New	8	12.70%	8	12.70%	13	20.63%	34	53.97%
3 Pre built unit	12	19.05%	8	12.70%	14	22.22%	29	46.03%
4 Engineered steel unit	14	22.22%	5	7.94%	6	9.52%	38	60.32%
5 Picnic/BBQ area with facilities	12	19.05%	12	19.05%	9	14.29%	30	47.62%

17 (27%) felt that we should renovate the existing building



Renovate building



Pro

- Familiar appearance
- With upgrades fulfils needs
 - New Septic
 - 'Food safe' kitchen
 - Modern lavatories
 - Modern lighting and electrics
- Building could be used as renovations proceed

Con

- Continual maintenance
- Outdated building standards

Cost estimate ~ \$200,000.00 ??

What kind of building ?

	Yes		No		Maybe		No Entry	
HALL IMPORTANT TO HAVE	54	85.71%	0	0.00%	2	3.17%	7	11.11%
1 Emergency response	52	82.54%	3	4.76%	1	1.59%	7	11.11%
2 Community events	53	84.13%	3	4.76%	0	0.00%	7	11.11%
3 Bathroom facilities for Park	36	57.14%	13	20.63%	4	6.35%	10	15.87%
4 Rental for events	49	77.78%	6	9.52%	0	0.00%	8	12.70%
INTERESTED IN HALL	50	79.37%	5	7.94%	0	0.00%	8	12.70%
USING HALL NOW?	36	57.14%	18	28.57%	0	0.00%	9	14.29%
WOULD YOU USE NEW HALL	31	49.21%	6	9.52%	5	7.94%	21	33.33%
VOLUNTEERING								
1 Construction – trade/business or skill	10	15.87%	9	14.29%	1	1.59%	43	68.25%
2 General labour	26	41.27%	7	11.11%	2	3.17%	28	44.44%
3 Seeking Grants/ etc	17	26.98%	7	11.11%	5	7.94%	34	53.97%
4 Fundraising	27	42.86%	8	12.70%	2	3.17%	26	41.27%
FINANCIAL DONATION	17	26.98%	16	25.40%	6	9.52%	24	38.10%
BUILDING OPTIONS								
1 Renovating	17	26.98%	11	17.46%	10	15.87%	25	39.68%
2 Building New	8	12.70%	13	20.63%	54	85.97%		
3 Pre built unit	12	19.05%	8	12.70%	14	22.22%	29	46.03%
4 Engineered steel unit	14	22.22%	5	7.94%	6	9.52%	38	60.32%
5 Picnic/BBQ area with facilities	12	19.05%	12	19.05%	9	14.29%	30	47.62%

8 (13%) say we should build a new wood frame hall



New framed building

Pro

- Repair free for 20 years?
- Opportunity to improve features
- Conventional appearance


Con

- Expensive \$ 400K?

What kind of building ?

	Yes		No		Maybe		No Entry	
HALL IMPORTANT TO HAVE	54	85.71%	0	0.00%	2	3.17%	7	11.11%
1 Emergency response	52	82.54%	3	4.76%	1	1.59%	7	11.11%
2 Community events	53	84.13%	3	4.76%	0	0.00%	7	11.11%
3 Bathroom facilities for Park	36	57.14%	13	20.63%	4	6.35%	10	15.87%
4 Rental for events	49	77.78%	6	9.52%	0	0.00%	8	12.70%
INTERESTED IN HALL	50	79.37%	5	7.94%	0	0.00%	8	12.70%
USING HALL NOW?	36	57.14%	18	28.57%	0	0.00%	9	14.29%
WOULD YOU USE NEW HALL	31	49.21%	6	9.52%	5	7.94%	21	33.33%
VOLUNTEERING								
1 Construction – trade/business or skill	10	15.87%	9	14.29%	1	1.59%	43	68.25%
2 General labour	26	41.27%	7	11.11%	2	3.17%	28	44.44%
3 Seeking Grants/ etc	17	26.98%	7	11.11%	5	7.94%	34	53.97%
4 Fundraising	27	42.86%	8	12.70%	2	3.17%	26	41.27%
FINANCIAL DONATION	17	26.98%	16	25.40%	6	9.52%	24	38.10%
BUILDING OPTIONS								
1 Renovating	17	26.98%	11	17.46%	10	15.87%	25	39.68%
2 Building New	8	12.70%	8	12.70%	13	20.63%	34	53.97%
3 Pre built unit	12	19.05%	12	19.05%	14	22.22%	29	46.03%
4 Engineered steel unit	14	22.22%	5	7.94%	6	9.52%	38	60.32%
5 Picnic/BBQ area with facilities	12	19.05%	12	19.05%	9	14.29%	30	47.62%

12 (19%) say get a new 'factory built' hall



Schoolyard portable



Pro

- 'Instant' building
- Modest initial cost

Con

- Not locally available
- Ceiling height? 8 ft?
- Used structure repairs within 5 yrs?
- Too 'cosy'

What kind of building ?

	Yes		No		Maybe		No Entry	
HALL IMPORTANT TO HAVE	54	85.71%	0	0.00%	2	3.17%	7	11.11%
1 Emergency response	52	82.54%	3	4.76%	1	1.59%	7	11.11%
2 Community events	53	84.13%	3	4.76%	0	0.00%	7	11.11%
3 Bathroom facilities for Park	36	57.14%	13	20.63%	4	6.35%	10	15.87%
4 Rental for events	49	77.78%	6	9.52%	0	0.00%	8	12.70%
INTERESTED IN HALL	50	79.37%	5	7.94%	0	0.00%	8	12.70%
USING HALL NOW?	36	57.14%	18	28.57%	0	0.00%	9	14.29%
WOULD YOU USE NEW HALL	31	49.21%	6	9.52%	5	7.94%	21	33.33%
VOLUNTEERING								
1 Construction – trade/business or skill	10	15.87%	9	14.29%	1	1.59%	43	68.25%
2 General labour	26	41.27%	7	11.11%	2	3.17%	28	44.44%
3 Seeking Grants/ etc	17	26.98%	7	11.11%	5	7.94%	34	53.97%
4 Fundraising	27	42.86%	8	12.70%	2	3.17%	26	41.27%
FINANCIAL DONATION	17	26.98%	16	25.40%	6	9.52%	24	38.10%
BUILDING OPTIONS								
1 Renovating	17	26.98%	11	17.46%	10	15.87%	25	39.68%
2 Building New	8	12.70%	8	12.70%	13	20.63%	34	53.97%
3 Pre built unit	12	19.05%	8	12.70%	14	22.22%	29	46.03%
4 Engineered steel unit	14	22.22%	6	9.52%	6	9.52%	38	60.32%
5 Picnic/BBQ area with facilities	12	19.05%	12	19.05%	9	14.29%	30	47.62%

14 (22%) want a steel framed building





Steel building

Pro

- Repair free 40yrs
- Low 'lockup' cost at \$15/sq ft
- Can be fitted out over time

Con

- Needs much finishing
- Must disguise the implement shed look!

What kind of building ?

	Yes		No		Maybe		No Entry	
HALL IMPORTANT TO HAVE	54	85.71%	0	0.00%	2	3.17%	7	11.11%
1 Emergency response	52	82.54%	3	4.76%	1	1.59%	7	11.11%
2 Community events	53	84.13%	3	4.76%	0	0.00%	7	11.11%
3 Bathroom facilities for Park	36	57.14%	13	20.63%	4	6.35%	10	15.87%
4 Rental for events	49	77.78%	6	9.52%	0	0.00%	8	12.70%
INTERESTED IN HALL	50	79.37%	5	7.94%	0	0.00%	8	12.70%
USING HALL NOW?	36	57.14%	18	28.57%	0	0.00%	9	14.29%
WOULD YOU USE NEW HALL	31	49.21%	6	9.52%	5	7.94%	21	33.33%
VOLUNTEERING								
1 Construction – trade/business or skill	10	15.87%	9	14.29%	1	1.59%	43	68.25%
2 General labour	26	41.27%	7	11.11%	2	3.17%	28	44.44%
3 Seeking Grants/ etc	17	26.98%	7	11.11%	5	7.94%	34	53.97%
4 Fundraising	27	42.86%	8	12.70%	2	3.17%	26	41.27%
FINANCIAL DONATION	17	26.98%	16	25.40%	6	9.52%	24	38.10%
BUILDING OPTIONS								
1 Renovating	17	26.98%	11	17.46%	10	15.87%	25	39.68%
2 Building New	8	12.70%	8	12.70%	13	20.63%	34	53.97%
3 Pre built unit	12	19.05%	8	12.70%	14	22.22%	29	46.03%
4 Engineered steel unit	14	22.22%	5	7.94%	6	9.52%	38	60.32%
5 Picnic/BBQ area with facilities	12	19.05%	2	3.17%	9	14.29%	30	47.06%

12 (19%) felt a Picnic/Barbecue area with toilets would be fine



Picnic shelter like Rotary Beach Park shelter

Pro

- 'Rent able' Picnic shelter or mini hall
- East wall opens to reveal park
- Moderate cost

Con

- Risky design problem
- Difficult to heat

After much discussion the steering committee felt:

A new 'steel' building with a 'food safe' kitchen and washrooms would best suit our needs.

- Modest initial cost (\$15/sq ft)
- Ability to finish as funds available
- Minimum maintenance
- 60+ year life span



Is there a need for a hall in this community?

How might a hall be effectively used?

As a resident, are you willing to assist in the hall's renovation, maintenance and, possibly, contribute to the financing?

The Next Step

- Review 2nd engineering report
-
- Present to 'Parks and Open Spaces' Committee
-
- If 'POSAC' reception is positive, detail plan



Dashwood Hall Survey 2015

Thanks for your attention as we work toward a decision on the future of our Hall

<http://dashwoodcommunitybulletin.yolasite.com/>

The end !

The following
slides are
'Placeholders' to
simplify future
edits

	Yes		No		Maybe		No Entry	
HALL IMPORTANT TO HAVE	54	85.71%	0	0.00%	2	3.17%	7	11.11%
1 Emergency response	52	82.54%	3	4.76%	1	1.59%	7	11.11%
2 Community events	53	84.13%	3	4.76%	0	0.00%	7	11.11%
3 Bathroom facilities for Park	36	57.14%	13	20.63%	4	6.35%	10	15.87%
4 Rental for events	49	77.78%	6	9.52%	0	0.00%	8	12.70%
INTERESTED IN HALL	50	79.37%	5	7.94%	0	0.00%	8	12.70%
USING HALL NOW?	36	57.14%	18	28.57%	0	0.00%	9	14.29%
WOULD YOU USE NEW HALL	31	49.21%	6	9.52%	5	7.94%	21	33.33%
VOLUNTEERING								
1 Construction – trade/business or skill	10	15.87%	9	14.29%	1	1.59%	43	68.25%
2 General labour	26	41.27%	7	11.11%	2	3.17%	28	44.44%
3 Seeking Grants/ etc	17	26.98%	7	11.11%	5	7.94%	34	53.97%
4 Fundraising	27	42.86%	8	12.70%	2	3.17%	26	41.27%
FINANCIAL DONATION	17	26.98%	16	25.40%	6	9.52%	24	38.10%
BUILDING OPTIONS								
1 Renovating	17	26.98%	11	17.46%	10	15.87%	25	39.68%
2 Building New	8	12.70%	8	12.70%	13	20.63%	34	53.97%
3 Pre built unit	12	19.05%	8	12.70%	14	22.22%	29	46.03%
4 Engineered steel unit	14	22.22%	5	7.94%	6	9.52%	38	60.32%
5 Picnic/BBQ area with facilities	12	19.05%	12	19.05%	9	14.29%	30	47.62%

	Yes		No		Maybe		No Entry	
HALL IMPORTANT TO HAVE	54	85.71%	0	0.00%	2	3.17%	7	11.11%
1 Emergency response	52	82.54%	3	4.76%	1	1.59%	7	11.11%
2 Community events	53	84.13%	3	4.76%	0	0.00%	7	11.11%
3 Bathroom facilities for Park	36	57.14%	13	20.63%	4	6.35%	10	15.87%
4 Rental for events	49	77.78%	6	9.52%	0	0.00%	8	12.70%
INTERESTED IN HALL	50	79.37%	5	7.94%	0	0.00%	8	12.70%
USING HALL NOW?	36	57.14%	18	28.57%	0	0.00%	9	14.29%
WOULD YOU USE NEW HALL	31	49.21%	6	9.52%	5	7.94%	21	33.33%
VOLUNTEERING								
1 Construction – trade/business or skill	10	15.87%	9	14.29%	1	1.59%	43	68.25%
2 General labour	26	41.27%	7	11.11%	2	3.17%	28	44.44%
3 Seeking Grants/ etc	17	26.98%	7	11.11%	5	7.94%	34	53.97%
4 Fundraising	27	42.86%	8	12.70%	2	3.17%	26	41.27%
FINANCIAL DONATION	17	26.98%	16	25.40%	6	9.52%	24	38.10%
BUILDING OPTIONS								
1 Renovating	17	26.98%	11	17.46%	10	15.87%	25	39.68%
2 Building New	8	12.70%	8	12.70%	13	20.63%	34	53.97%
3 Pre built unit	12	19.05%	8	12.70%	14	22.22%	29	46.03%
4 Engineered steel unit	14	22.22%	5	7.94%	6	9.52%	38	60.32%
5 Picnic/BBQ area with facilities	12	19.05%	12	19.05%	9	14.29%	30	47.62%